


MAGIC SWITCH

The totally
hygienic
opening system



It is particularly well-suited for :

- white rooms, sterile areas, surgery rooms...
- for equipment control in the food processing, pharmaceutical, chemical industry sectors...
- for the comfort of the disabled.

Technology

- **Avoids any contact** with hands or elbows, guaranteeing **absolute hygiene**
- Almost **vandal-proof and always well-oriented** since it is completely enclosed
- **Waterproof** with its silicone seal

Detection

- **Insensitive to colour, temperature or reflection** from the target
- **Increased lifetime** since there are no wearing parts
- **Adjustable sensing field**, between 10 and 50 cm (extremely useful for the disabled)
- Not influenced by projections of all sorts.

Look

- **An elegant design** which fits perfectly
- **Can be completely recessed** into any surface (except for a metallic surface), with the advantages in terms of **cleanliness** (no protruding surface) and **ease of cleaning**

■ with the "mini-lobe" microwave contactless sensor

The MAGIC SWITCH is a microwave motion sensor used as contactless switch. It is delivered with a housing (standard format block and front cover). For total watertightness, it can even be embedded into a non-metallic wall.



Product description

- 1 Recessed housing
- 2 Front cover



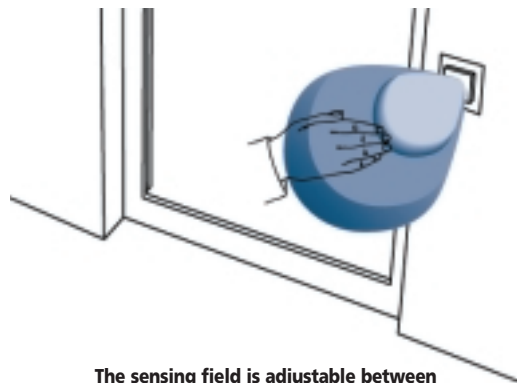
Accessory

MS5 visible box

Technical specifications

Technology	microwave
Radiated frequency	24.175 GHz (24.200 GHz in UK)
Radiated power density	$< 5 \text{ mW/cm}^2$
Detection range	10 to 50 cm (adjustable)
Detection mode	motion
Supply voltage	12 to 24V $\pm 10\%$ 12 to 24V $+30\%$ / -10%
Mains frequency	50 to 60 Hz
Power consumption	$< 2 \text{ W}$
Output	relay with switch-over (contact voltage free)
• Relay contact ratings (max. voltage)	60 V DC / 125 V AC
• Relay contact ratings (max. current)	1 A (resistive)
• Max. switching power	30 W (DC) / 60 VA (AC)
Output hold time	0,5 s to 10 s (adjustable)
Adjustments	sensitivity, hold time (by potentiometer)
Temperature range	-20°C to $+55^\circ\text{C}$ (-4°F to $+131^\circ\text{F}$)
Immunity	electromagnetic compatibility (EMC) according to 89/336/EEC
Dimensions	
• recessed housing (circular)	<ul style="list-style-type: none"> diameter : 65 mm depth : 41 mm front cover : square of 81 mm
• square housing	<ul style="list-style-type: none"> side : 81 mm depth : 41 mm front cover : square of 81 mm
• customised recessing possibilities	<ul style="list-style-type: none"> behind any non metallic wall (tiles, wood, plaster, plastic, glass) thickness : 2 cm max. (depending on material)
Protection degree	IP 52
Weight	0.155 Kg
Material	ABS
Front cover colour	white

Sensing fields




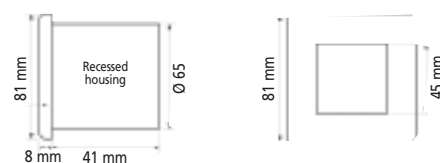
The sensing field is adjustable between the two following extreme values :

$\varnothing \text{ max} = 50 \text{ cm}$


$\varnothing \text{ min} = 10 \text{ cm}$

Dimensions

MOSAÏC 45



The Magic Switch with its front cover



The Magic Switch completely recessed

Application



Subject to change without notice



BEA
We open up New Horizons

